



Micro Commercial Components

Micro Commercial Components  
 20736 Marilla Street Chatsworth  
 CA 91311  
 Phone: (818) 701-4933  
 Fax: (818) 701-4939

## Features

- Glass passivated chip
- Superfast switching time for high efficiency
- Low reverse leakage current
- High surge capacity
- Case Material: Molded Plastic. UL Flammability Classification Rating 94V-0

## Maximum Ratings

- Operating Junction Temperature: -55°C to +150°C
- Storage Temperature: -55°C to +150°C
- Typical Thermal Resistance : Junction to case(Rthjc)=2.2 °C /W

MCC Catalog Number	Device Marking	Maximum Recurrent Peak Reverse Voltage	Maximum RMS Voltage	Maximum DC Blocking Voltage
MUR805	MUR805	50V	35V	50V
MUR810	MUR810	100V	70V	100V
MUR820	MUR820	200V	140V	200V
MUR840	MUR840	400V	320V	400V

## Electrical Characteristics @ 25°C Unless Otherwise Specified

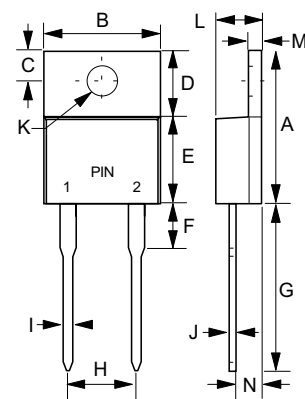
Average Forward Current	$I_{F(AV)}$	8.0A	$T_C = 100^\circ\text{C}$
Peak Forward Surge Current	$I_{FSM}$	125A	8.3 ms, half sine
Maximum Forward Voltage Drop Per Element MUR805 ~MUR820 MUR840	$V_F$	1.0V 1.3V	$I_{FM} = 8\text{ A}$ $T_J = 25^\circ\text{C}$
Maximum DC Reverse Current At Rated DC Blocking Voltage	$I_R$	10 uA 500uA	$T_J = 25^\circ\text{C}$ $T_J = 125^\circ\text{C}$
Maximum Reverse Recovery Time	$T_{rr}$	50ns	$I_F=0.5\text{A}, I_R=1.0\text{A}, I_{rr}=0.25\text{A}$

\*Pulse test: Pulse width 300 μsec, Duty cycle 2%

# MUR805 THRU MUR840

## 8 Amp Super Fast Glass Passivated Rectifier 50 to 400 Volts

## TO-220AC



DIM	INCHES		MM		NOTE
	MIN	MAX	MIN	MAX	
A	.560	.625	14.22	15.88	
B	.380	.420	9.65	10.67	
C	.100	.135	2.54	3.43	
D	.230	.270	5.84	6.86	
E	.380	.420	9.65	10.67	
F	-----	.250	-----	6.35	
G	.500	.580	12.70	14.73	
H	.190	.210	4.83	5.33	
I	.020	.045	0.51	1.14	
J	.012	.025	0.30	0.64	
K	.139	.161	3.53	4.09	∅
L	.140	.190	3.56	4.83	
M	.045	.055	1.14	1.40	
N	.080	.115	2.03	2.92	

MUR805 thru MUR840

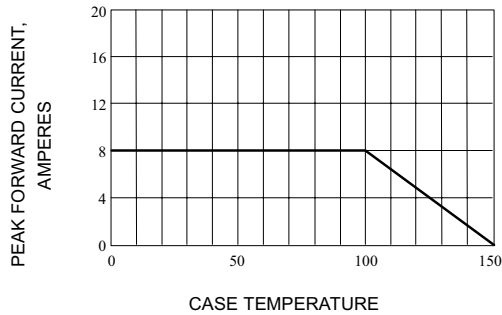


Fig. 1-TYPICAL FORWARD CURRENT DERATING CURVE

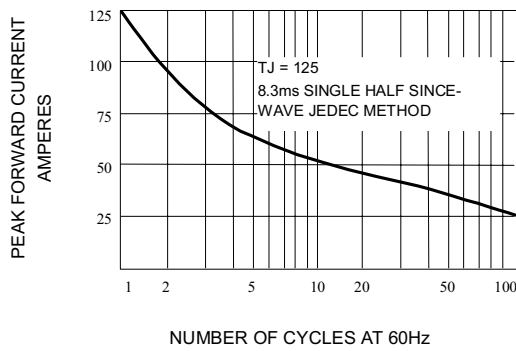


Fig. 3-MAXIMUM NON-REPETITIVE FORWARD SURGE CURRENT

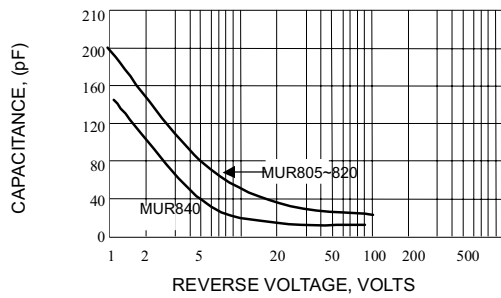


Fig. 4-TYPICAL JUNCTION CAPACITANCE

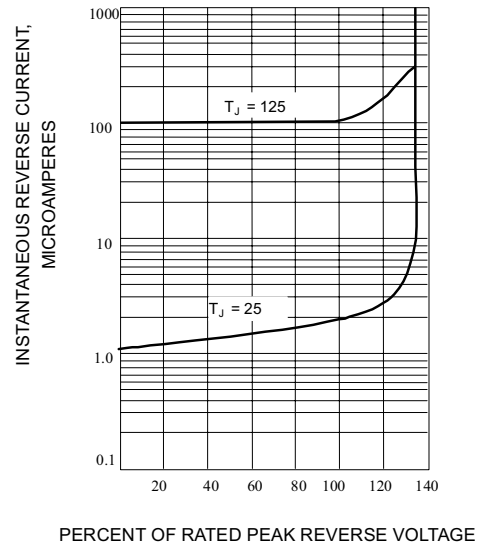


Fig. 2-TYPICAL REVERSE CHARACTERISTICS

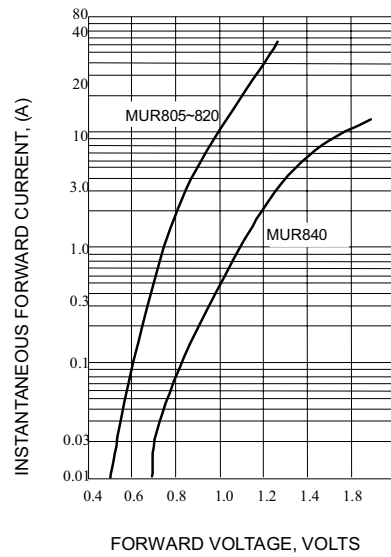


Fig. 5-TYPICAL FORWARD CURRENT



TM

Micro Commercial Components

**\*\*\*IMPORTANT NOTICE\*\*\***

*Micro Commercial Components Corp.* reserves the right to make changes without further notice to any product herein to make corrections, modifications, enhancements, improvements, or other changes. *Micro Commercial Components Corp.* does not assume any liability arising out of the application or use of any product described herein; neither does it convey any license under its patent rights, nor the rights of others. The user of products in such applications shall assume all risks of such use and will agree to hold *Micro Commercial Components Corp.* and all the companies whose products are represented on our website, harmless against all damages.

**\*\*\*APPLICATIONS DISCLAIMER\*\*\***

Products offer by *Micro Commercial Components Corp.* are not intended for use in Medical, Aerospace or Military Applications.

---

[www.mccsemi.com](http://www.mccsemi.com)